

Scaled data based on original data using
LM-79-08 Approved Method: Electrical and Photometric Measurements of Solid-
State Lighting Products

Test Report Prepared for
Cooper Lighting Solutions
(formerly Eaton)

Brand: McGRAW-EDISON

Report Number: P227192

Luminaire Tested: **ISW-AF-350-LED-E1-SLL-7060**

Issue Date: 3/3/2020

Test Information

Test Method: LM-79-08
Report Number: P227192
TEST IS SCALED FROM IESNA LM-79-08 TEST DATA (P35948)
Test Lab: INNOVATION CENTER-P3
Issue Date: 3/3/2020
Manufacturer: COOPER LIGHTING SOLUTIONS (FORMERLY EATON)
Product Line: MCGRAW-EDISON
Catalog Number: ISW-AF-350-LED-E1-SLL-7060
Description: IMPACT ELITE LED WEDGE LUMINAIRE
LIGHT SQUARE WITH ACCULED OPTICS-90° SPILL LIGHT ELIMINATOR LEFT
Light Source: (16) 5700K CCT, 70 CRI LEDs
Ballast/Driver: ELECTRONIC DRIVER

Summary

Lumens per Lamp: N/A
Luminaire Lumens: 2154.5 lumens
Efficiency: N/A
Efficacy: 107.2 lumens/watt
Luminous Opening: Rectangular (W 0.5' x L: 0.5' x H: 0')
IES Classification: Type IV - Short - Non-Cutoff
BUG Rating: B1 - U1 - G1

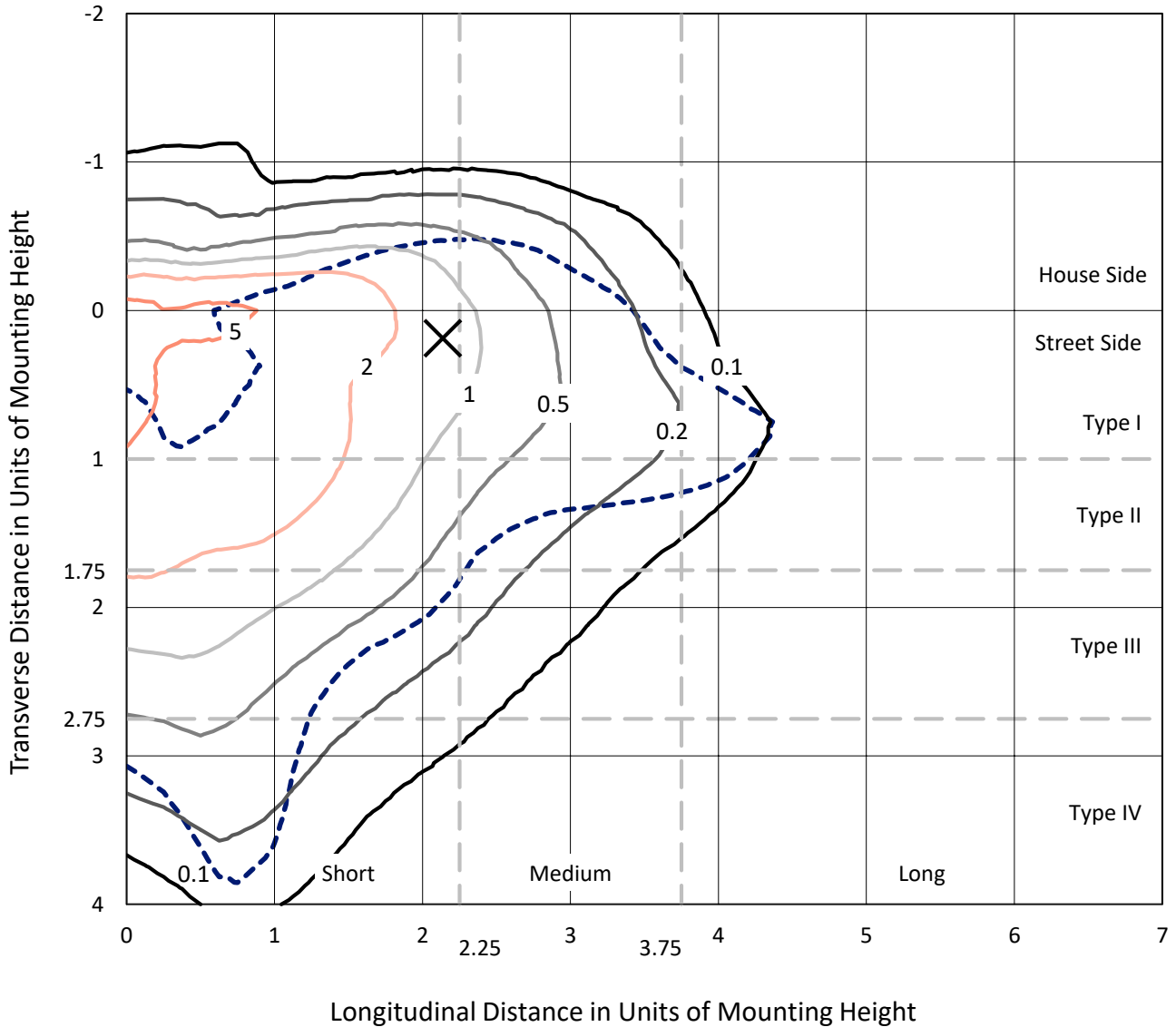
Input Watts (W): 20.09
Input Voltage (V): 120
Input Current (Ain): NR
Voltage Rise (V): NR
Power Factor: NR
Total Harmonic Distortion (THDi): NR
Frequency (hertz): 60
Stabilization Time: NR
Operation Time: NR
Ambient Temperature (°C): NR
Test Distance: 25 FT



REPORT NUMBER: P227192
 CATALOG NUMBER: ISW-AF-350-LED-E1-SLL-7060

Iso-Footcandle Lines of Horizontal Illumination

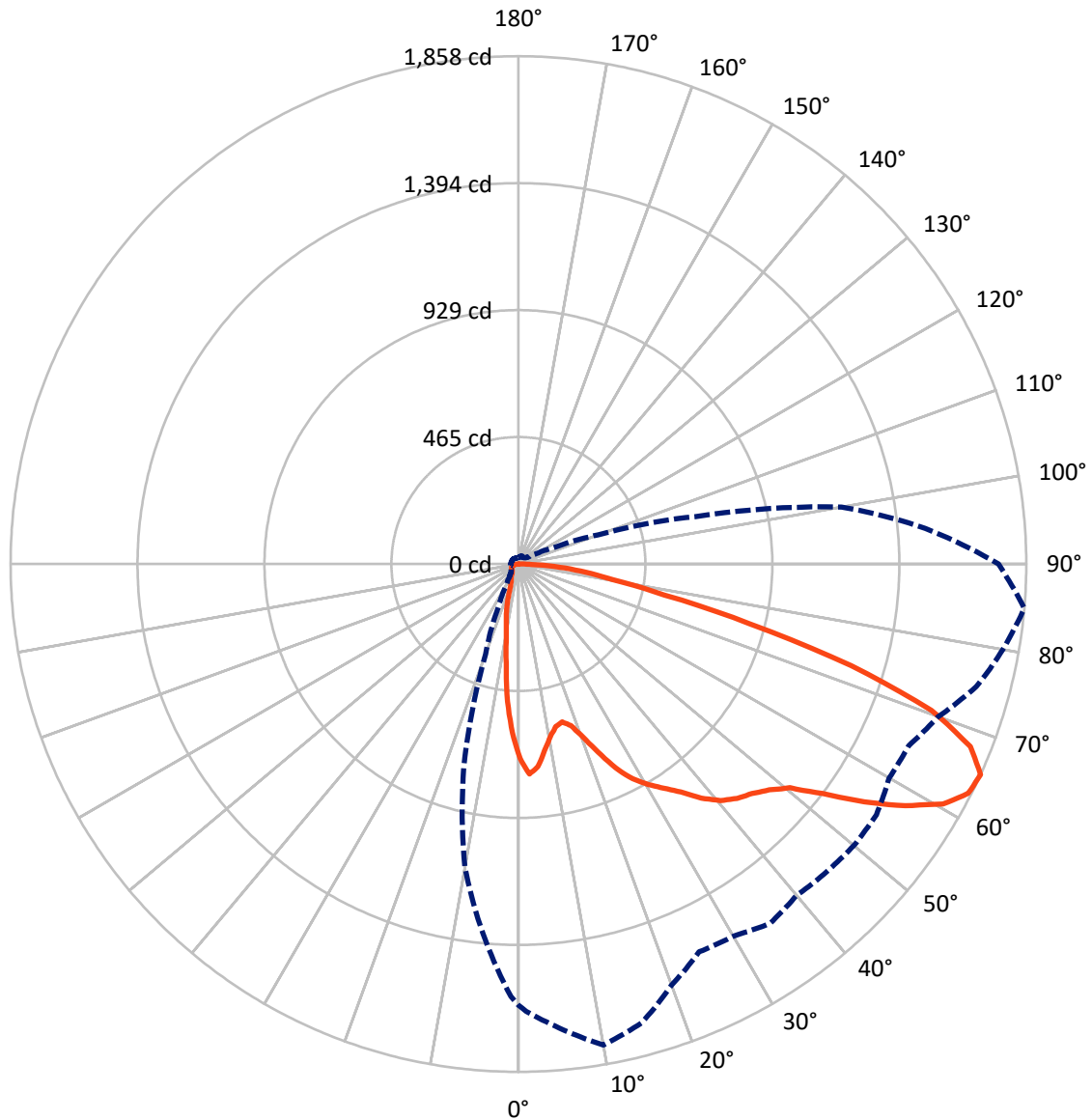
× Max cd
 - - - 1/2 Max cd



Based on 10 foot mounting height. Maximum calculated value = 7.8 fc
 Type IV - Short - Non-Cutoff

REPORT NUMBER: P227192
CATALOG NUMBER: ISW-AF-350-LED-E1-SLL-7060

Luminous Intensity Polar Plot



— Vertical Plane Through 85-Deg Lateral - - - Horizontal Cone Through 65-Deg Vertical

REPORT NUMBER: P227192

CATALOG NUMBER: ISW-AF-350-LED-E1-SLL-7060

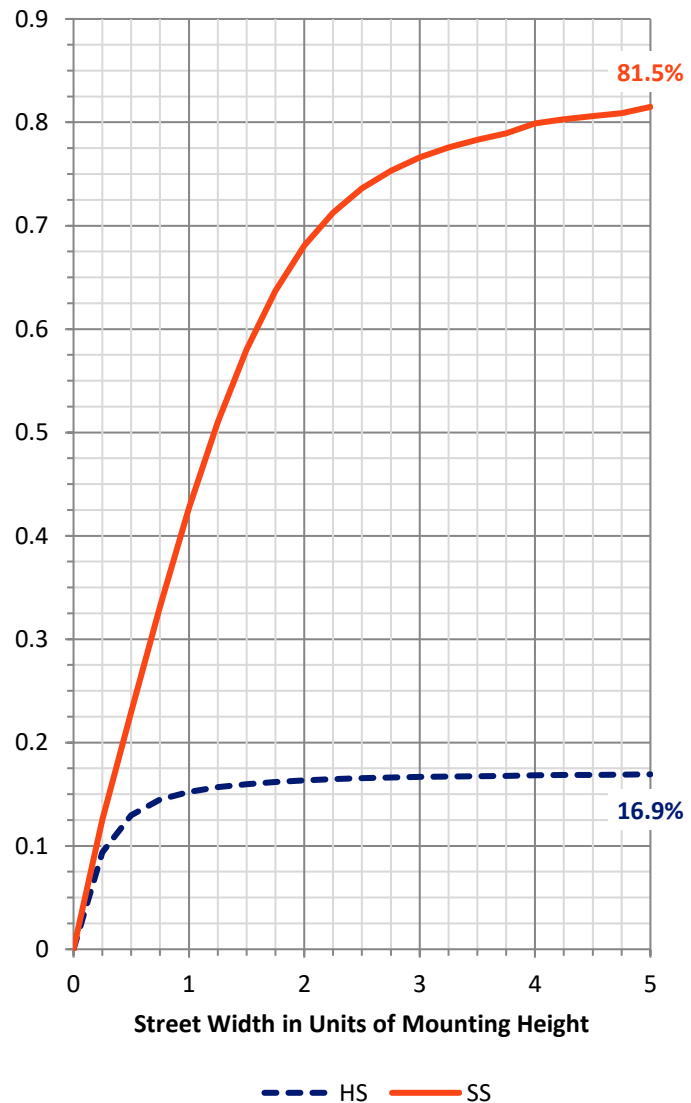
FLUX DISTRIBUTION:

		Downward	Upward	Total
House Side	Lumens	369.6	0.0	369.6
	% Fixture	17.2	0.0	17.2
Street Side	Lumens	1784.8	0.1	1784.9
	% Fixture	82.8	0.0	82.8
Total	Lumens	2154.4	0.1	2154.5
	% Fixture	100.0	0.0	100.0

Coefficient of Utilization

ZONAL LUMENS:

Zone	Lumens	% Fixture
0°-10°	52.7	2.4
10°-20°	101.5	4.7
20°-30°	144.7	6.7
30°-40°	209.9	9.7
40°-50°	300.3	13.9
50°-60°	461.0	21.4
60°-70°	533.6	24.8
70°-80°	272.2	12.6
80°-90°	78.6	3.6
90°-100°	0.1	0.0
100°-110°	0.0	0.0
110°-120°	0.0	0.0
120°-130°	0.0	0.0
130°-140°	0.0	0.0
140°-150°	0.0	0.0
150°-160°	0.0	0.0
160°-170°	0.0	0.0
170°-180°	0.0	0.0
0°-90°	2154.4	100.0
0°-180°	2154.5	100.0



REPORT NUMBER: P227192

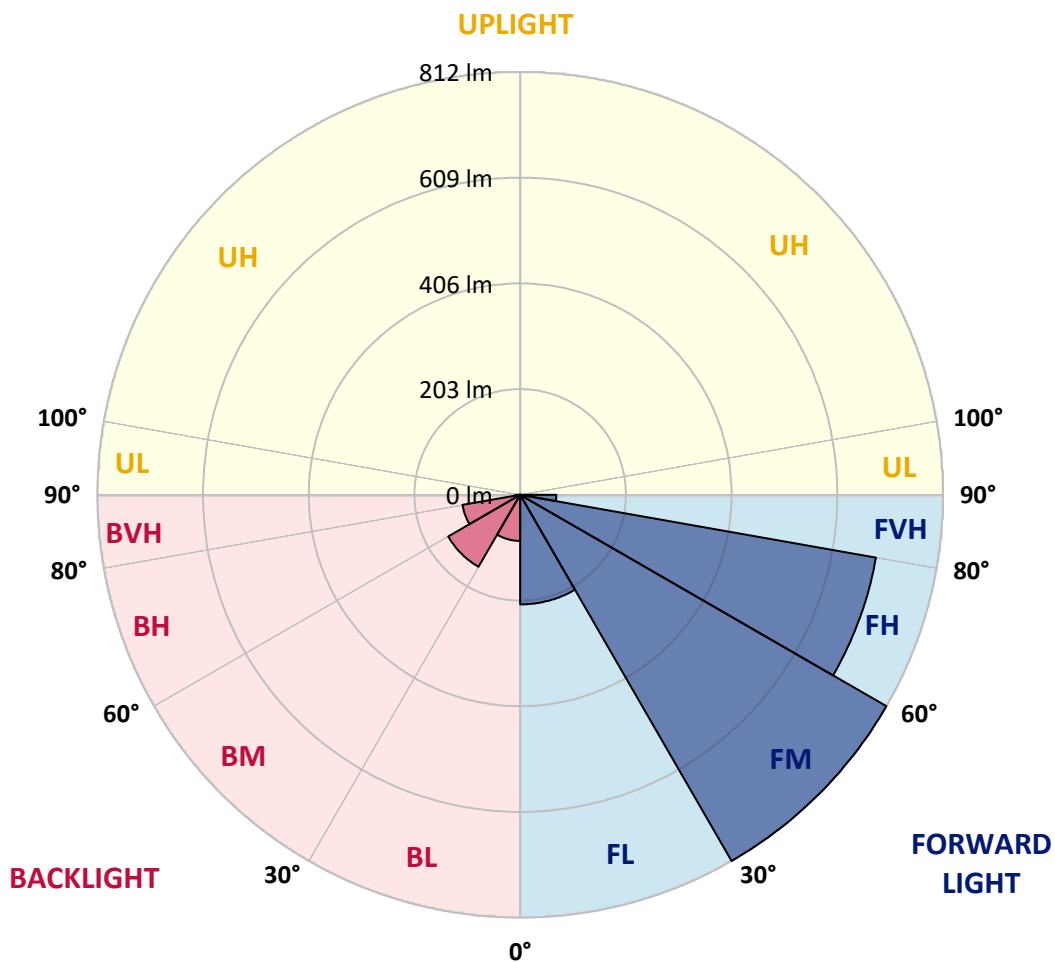
CATALOG NUMBER: ISW-AF-350-LED-E1-SLL-7060

LUMINAIRE CLASSIFICATION SYSTEM LUMEN TABLE AND BUG RATING:

Zone	Lumens	% Fixture	Zone Rating/Lumen Limit		
			B	U	G
FL (0°-30°)	210.4	9.8			
FM (30°-60°)	811.6	37.7			
FH (60°-80°)	693.4	32.2			G1/1800
FVH (80°-90°)	69.4	3.2			G1/100
BL (0°-30°)	88.5	4.1	B0/110		
BM (30°-60°)	159.6	7.4	B0/220		
BH (60°-80°)	112.4	5.2	B1/500		G1/500
BVH (80°-90°)	9.1	0.4			G0/10
UL (90°-100°)	0.1	0.0		U1/10	
UH (100°-180°)	0.0	0.0		U1/10	

BUG Rating: B1-U1-G1

Type IV Short





REPORT NUMBER: P227192

CATALOG NUMBER: ISW-AF-350-LED-E1-SLL-7060

CANDELA DISTRIBUTION (FULL):

	0°	1°	5°	10°	15°	20°	25°	30°	35°	40°	45°
0°	711.7	711.7	711.7	711.7	711.7	711.7	711.7	711.7	711.7	711.7	711.7
2.5°	736.8	737.5	747.6	757.4	769.8	767.9	778.1	785.7	792.6	793.7	798.8
5°	691.8	699.1	721.9	741.5	766.1	785.4	806.0	822.3	834.3	845.5	847.0
7.5°	628.7	634.2	660.6	691.4	727.0	752.4	783.5	810.7	829.9	848.1	852.1
10°	574.7	579.8	609.1	649.0	680.2	713.2	745.5	767.6	792.6	808.2	815.8
12.5°	548.6	554.7	582.7	618.9	650.8	682.7	707.0	726.2	740.4	743.3	745.5
15°	558.7	562.0	592.8	625.1	650.5	666.4	673.0	684.6	683.5	689.3	690.4
17.5°	599.7	598.3	630.9	653.4	665.7	663.9	653.7	647.6	636.7	633.4	642.9
20°	670.0	675.1	696.2	709.9	697.2	667.9	640.0	620.7	605.5	600.4	599.3
22.5°	752.4	758.9	781.7	774.5	742.2	688.5	637.8	607.0	588.1	582.7	580.5
25°	838.6	843.0	854.6	829.9	784.6	715.0	653.0	609.9	584.8	576.9	575.8
27.5°	908.3	912.6	907.2	878.9	813.3	744.7	674.0	622.9	590.3	582.3	578.7
30°	965.2	967.4	949.2	914.1	848.8	777.7	701.6	645.8	607.7	589.6	587.0
32.5°	1029.0	1027.6	992.4	943.8	878.9	807.5	733.1	671.5	624.4	602.2	598.3
35°	1099.0	1086.3	1024.3	973.2	899.6	830.3	761.8	698.7	651.2	621.8	616.8
37.5°	1161.3	1148.3	1065.3	996.4	920.2	848.1	784.3	733.9	692.2	665.3	663.2
40°	1209.9	1194.0	1096.4	1012.0	930.4	861.1	810.7	778.1	750.5	728.8	728.8
42.5°	1249.1	1231.7	1126.9	1030.1	939.4	881.1	855.0	843.7	837.9	826.0	830.3
45°	1286.8	1269.0	1151.9	1041.7	959.8	919.9	923.5	933.3	950.7	943.8	950.0
47.5°	1322.7	1305.3	1180.2	1060.2	998.9	989.5	1008.3	1047.5	1081.6	1108.4	1127.3
50°	1382.9	1362.2	1231.0	1114.6	1060.5	1065.3	1119.7	1196.5	1252.0	1276.6	1275.2
52.5°	1497.1	1467.7	1340.1	1216.1	1148.7	1174.8	1238.9	1335.7	1408.3	1427.5	1435.1
55°	1636.7	1613.5	1497.8	1350.6	1301.7	1310.7	1390.5	1500.0	1555.8	1575.8	1582.3
57.5°	1718.6	1712.5	1640.0	1494.6	1447.1	1443.4	1547.5	1637.1	1685.3	1704.1	1698.3
59°	1737.9	1739.7	1698.3	1596.4	1531.2	1523.2	1629.1	1712.1	1752.4	1758.2	1755.3
60°	1736.0	1746.2	1741.1	1652.3	1584.5	1574.3	1663.5	1742.6	1776.3	1785.3	1775.2
62.5°	1698.7	1716.1	1764.3	1754.9	1705.2	1653.4	1695.4	1752.7	1774.5	1765.8	1758.2
65°	1613.8	1636.7	1703.8	1787.2	1739.3	1639.2	1565.6	1572.2	1605.1	1583.4	1593.9
67.5°	1467.4	1493.5	1529.0	1718.3	1648.7	1480.8	1354.2	1292.2	1276.6	1297.7	1331.0
70°	1193.6	1210.7	1300.6	1568.2	1447.8	1217.2	1058.4	975.7	948.1	996.7	1030.8
72.5°	841.9	867.3	985.9	1297.7	1191.1	975.0	800.9	724.8	697.2	699.4	729.2
75°	512.3	546.8	688.9	1026.1	938.7	746.9	610.2	555.5	547.1	542.4	537.3
77.5°	337.9	351.0	452.9	708.1	633.1	531.2	457.9	480.4	505.4	510.9	517.4
80°	229.2	233.1	293.7	496.7	417.0	392.3	370.2	423.1	470.6	479.3	474.6
82.5°	141.0	153.0	204.9	335.0	332.5	320.9	292.6	333.9	365.5	370.9	380.7
85°	48.9	51.1	125.8	295.9	337.9	341.6	241.1	190.4	213.9	209.9	150.8
87.5°	21.0	23.6	39.2	198.0	228.8	189.3	110.2	97.9	75.4	42.4	41.0
90°	1.5	1.5	1.1	1.8	5.4	3.6	3.3	1.1	0.0	0.0	0.0
92.5°	0.0	0.0	0.0	0.0	0.0	0.0	0.0	0.0	0.0	0.0	0.0
95°	0.0	0.0	0.0	0.0	0.0	0.0	0.0	0.0	0.0	0.0	0.0
97.5°	0.0	0.0	0.0	0.0	0.0	0.0	0.0	0.0	0.0	0.0	0.0
100°	0.0	0.0	0.0	0.0	0.0	0.0	0.0	0.0	0.0	0.0	0.0
102.5°	0.0	0.0	0.0	0.0	0.0	0.0	0.0	0.0	0.0	0.0	0.0
105°	0.0	0.0	0.0	0.0	0.0	0.0	0.0	0.0	0.0	0.0	0.0
107.5°	0.0	0.0	0.0	0.0	0.0	0.0	0.0	0.0	0.0	0.0	0.0



REPORT NUMBER: P227192

CATALOG NUMBER: ISW-AF-350-LED-E1-SLL-7060

CANDELA DISTRIBUTION (continued):

	0°	1°	5°	10°	15°	20°	25°	30°	35°	40°	45°
110°	0.0	0.0	0.0	0.0	0.0	0.0	0.0	0.0	0.0	0.0	0.0
112.5°	0.0	0.0	0.0	0.0	0.0	0.0	0.0	0.0	0.0	0.0	0.0
115°	0.0	0.0	0.0	0.0	0.0	0.0	0.0	0.0	0.0	0.0	0.0
117.5°	0.0	0.0	0.0	0.0	0.0	0.0	0.0	0.0	0.0	0.0	0.0
120°	0.0	0.0	0.0	0.0	0.0	0.0	0.0	0.0	0.0	0.0	0.0
122.5°	0.0	0.0	0.0	0.0	0.0	0.0	0.0	0.0	0.0	0.0	0.0
125°	0.0	0.0	0.0	0.0	0.0	0.0	0.0	0.0	0.0	0.0	0.0
127.5°	0.0	0.0	0.0	0.0	0.0	0.0	0.0	0.0	0.0	0.0	0.0
130°	0.0	0.0	0.0	0.0	0.0	0.0	0.0	0.0	0.0	0.0	0.0
132.5°	0.0	0.0	0.0	0.0	0.0	0.0	0.0	0.0	0.0	0.0	0.0
135°	0.0	0.0	0.0	0.0	0.0	0.0	0.0	0.0	0.0	0.0	0.0
137.5°	0.0	0.0	0.0	0.0	0.0	0.0	0.0	0.0	0.0	0.0	0.0
140°	0.0	0.0	0.0	0.0	0.0	0.0	0.0	0.0	0.0	0.0	0.0
142.5°	0.0	0.0	0.0	0.0	0.0	0.0	0.0	0.0	0.0	0.0	0.0
145°	0.0	0.0	0.0	0.0	0.0	0.0	0.0	0.0	0.0	0.0	0.0
147.5°	0.0	0.0	0.0	0.0	0.0	0.0	0.0	0.0	0.0	0.0	0.0
150°	0.0	0.0	0.0	0.0	0.0	0.0	0.0	0.0	0.0	0.0	0.0
152.5°	0.0	0.0	0.0	0.0	0.0	0.0	0.0	0.0	0.0	0.0	0.0
155°	0.0	0.0	0.0	0.0	0.0	0.0	0.0	0.0	0.0	0.0	0.0
157.5°	0.0	0.0	0.0	0.0	0.0	0.0	0.0	0.0	0.0	0.0	0.0
160°	0.0	0.0	0.0	0.0	0.0	0.0	0.0	0.0	0.0	0.0	0.0
162.5°	0.0	0.0	0.0	0.0	0.0	0.0	0.0	0.0	0.0	0.0	0.0
165°	0.0	0.0	0.0	0.0	0.0	0.0	0.0	0.0	0.0	0.0	0.0
167.5°	0.0	0.0	0.0	0.0	0.0	0.0	0.0	0.0	0.0	0.0	0.0
170°	0.0	0.0	0.0	0.0	0.0	0.0	0.0	0.0	0.0	0.0	0.0
172.5°	0.0	0.0	0.0	0.0	0.0	0.0	0.0	0.0	0.0	0.0	0.0
175°	0.0	0.0	0.0	0.0	0.0	0.0	0.0	0.0	0.0	0.0	0.0
177.5°	0.0	0.0	0.0	0.0	0.0	0.0	0.0	0.0	0.0	0.0	0.0
180°	0.0	0.0	0.0	0.0	0.0	0.0	0.0	0.0	0.0	0.0	0.0

REPORT NUMBER: P227192

CATALOG NUMBER: ISW-AF-350-LED-E1-SLL-7060

CANDELA DISTRIBUTION (continued):

	50°	55°	60°	65°	70°	75°	80°	85°	90°	95°	100°
0°	711.7	711.7	711.7	711.7	711.7	711.7	711.7	711.7	711.7	711.7	711.7
2.5°	797.7	793.0	795.9	791.9	785.4	781.0	775.9	769.4	761.8	751.6	741.5
5°	843.7	840.1	831.0	818.0	799.9	784.6	766.5	745.1	727.3	704.5	683.1
7.5°	847.7	841.9	825.2	800.9	773.0	744.7	723.3	688.5	666.1	629.8	605.5
10°	811.5	811.8	795.1	772.3	743.3	709.9	679.1	641.0	608.0	571.1	530.5
12.5°	758.2	763.2	764.0	743.7	715.4	680.2	645.8	609.5	568.5	529.0	491.7
15°	697.6	712.1	713.2	708.1	693.3	663.5	632.0	599.3	557.6	514.5	472.4
17.5°	643.6	657.4	670.0	681.7	682.4	668.2	649.0	621.1	579.4	528.6	479.3
20°	602.6	617.5	639.2	660.6	684.2	691.4	692.9	675.1	630.5	568.5	501.8
22.5°	585.6	603.0	625.1	665.3	707.0	732.8	747.3	747.3	700.5	628.0	538.8
25°	581.9	596.1	629.8	679.8	735.7	780.6	808.2	826.7	793.0	704.5	584.5
27.5°	584.5	603.7	645.4	696.5	754.9	812.5	857.9	890.1	858.6	756.7	626.9
30°	594.6	623.3	666.4	719.4	779.5	840.5	895.2	936.2	913.0	804.2	667.1
32.5°	612.4	647.2	696.2	744.0	803.8	869.8	923.9	977.9	960.8	837.2	688.5
35°	638.9	679.8	724.4	772.7	829.9	895.9	953.6	1024.3	1018.1	878.5	709.9
37.5°	681.7	723.7	764.7	806.0	860.4	924.6	996.4	1086.7	1081.6	939.8	744.4
40°	757.1	781.7	812.2	838.6	889.8	951.0	1027.9	1138.1	1156.3	992.4	774.8
42.5°	850.6	865.1	873.8	881.1	907.2	964.8	1050.8	1172.6	1202.3	1031.5	798.4
45°	969.9	965.6	948.1	931.5	928.6	972.8	1061.3	1198.0	1238.6	1069.6	822.3
47.5°	1110.9	1101.5	1054.0	999.3	968.8	987.3	1079.8	1235.3	1283.2	1119.7	852.1
50°	1273.7	1251.6	1174.0	1081.6	1025.4	1028.3	1126.5	1287.2	1341.9	1184.9	907.5
52.5°	1424.6	1385.1	1292.6	1170.4	1089.9	1099.7	1210.7	1394.5	1462.3	1293.0	1000.7
55°	1557.6	1506.9	1407.2	1273.4	1200.5	1217.5	1345.2	1536.6	1600.8	1421.7	1095.0
57.5°	1670.8	1616.7	1518.5	1400.7	1310.0	1324.1	1465.2	1668.6	1711.7	1537.3	1185.3
59°	1722.3	1669.0	1578.3	1469.5	1384.7	1414.4	1550.0	1734.2	1752.7	1581.9	1219.7
60°	1747.3	1694.0	1614.2	1508.0	1430.4	1469.5	1595.0	1783.9	1767.9	1588.5	1232.8
62.5°	1745.5	1708.1	1655.5	1583.0	1568.9	1634.2	1741.1	1847.7	1778.5	1569.6	1241.1
65°	1602.2	1599.0	1566.3	1574.7	1633.8	1734.6	1800.2	1858.2	1756.7	1494.6	1200.9
67.5°	1336.5	1349.9	1354.2	1405.4	1543.5	1714.6	1772.3	1783.5	1662.1	1333.9	1075.8
70°	1031.9	1002.2	1051.1	1141.4	1340.5	1560.9	1642.9	1603.7	1468.5	1117.1	878.5
72.5°	730.6	739.3	809.6	926.8	1129.4	1357.9	1486.2	1272.7	1104.8	836.1	622.9
75°	549.7	590.6	624.7	727.3	917.3	1163.2	1269.0	874.9	719.7	576.5	407.5
77.5°	526.8	523.6	497.5	519.2	661.3	814.7	905.4	546.0	450.7	377.1	246.2
80°	486.9	459.0	411.5	390.5	416.6	523.2	574.7	351.0	299.9	263.6	138.9
82.5°	377.8	359.0	308.9	307.5	347.4	371.6	395.2	248.7	225.5	213.6	85.2
85°	239.7	246.2	252.4	307.8	385.4	389.8	307.5	151.6	118.9	167.5	54.4
87.5°	71.1	115.7	140.3	238.2	347.4	348.4	231.3	49.7	44.6	52.2	31.5
90°	0.0	0.0	0.0	0.0	0.0	0.0	0.4	0.0	0.0	0.0	0.0
92.5°	0.0	0.0	0.0	0.0	0.0	0.0	0.0	0.0	0.0	0.0	0.0
95°	0.0	0.0	0.0	0.0	0.0	0.0	0.0	0.0	0.0	0.0	0.0
97.5°	0.0	0.0	0.0	0.0	0.0	0.0	0.0	0.0	0.0	0.0	0.0
100°	0.0	0.0	0.0	0.0	0.0	0.0	0.0	0.0	0.0	0.0	0.0
102.5°	0.0	0.0	0.0	0.0	0.0	0.0	0.0	0.0	0.0	0.0	0.0
105°	0.0	0.0	0.0	0.0	0.0	0.0	0.0	0.0	0.0	0.0	0.0
107.5°	0.0	0.0	0.0	0.0	0.0	0.0	0.0	0.0	0.0	0.0	0.0



REPORT NUMBER: P227192

CATALOG NUMBER: ISW-AF-350-LED-E1-SLL-7060

CANDELA DISTRIBUTION (continued):

	50°	55°	60°	65°	70°	75°	80°	85°	90°	95°	100°
110°	0.0	0.0	0.0	0.0	0.0	0.0	0.0	0.0	0.0	0.0	0.0
112.5°	0.0	0.0	0.0	0.0	0.0	0.0	0.0	0.0	0.0	0.0	0.0
115°	0.0	0.0	0.0	0.0	0.0	0.0	0.0	0.0	0.0	0.0	0.0
117.5°	0.0	0.0	0.0	0.0	0.0	0.0	0.0	0.0	0.0	0.0	0.0
120°	0.0	0.0	0.0	0.0	0.0	0.0	0.0	0.0	0.0	0.0	0.0
122.5°	0.0	0.0	0.0	0.0	0.0	0.0	0.0	0.0	0.0	0.0	0.0
125°	0.0	0.0	0.0	0.0	0.0	0.0	0.0	0.0	0.0	0.0	0.0
127.5°	0.0	0.0	0.0	0.0	0.0	0.0	0.0	0.0	0.0	0.0	0.0
130°	0.0	0.0	0.0	0.0	0.0	0.0	0.0	0.0	0.0	0.0	0.0
132.5°	0.0	0.0	0.0	0.0	0.0	0.0	0.0	0.0	0.0	0.0	0.0
135°	0.0	0.0	0.0	0.0	0.0	0.0	0.0	0.0	0.0	0.0	0.0
137.5°	0.0	0.0	0.0	0.0	0.0	0.0	0.0	0.0	0.0	0.0	0.0
140°	0.0	0.0	0.0	0.0	0.0	0.0	0.0	0.0	0.0	0.0	0.0
142.5°	0.0	0.0	0.0	0.0	0.0	0.0	0.0	0.0	0.0	0.0	0.0
145°	0.0	0.0	0.0	0.0	0.0	0.0	0.0	0.0	0.0	0.0	0.0
147.5°	0.0	0.0	0.0	0.0	0.0	0.0	0.0	0.0	0.0	0.0	0.0
150°	0.0	0.0	0.0	0.0	0.0	0.0	0.0	0.0	0.0	0.0	0.0
152.5°	0.0	0.0	0.0	0.0	0.0	0.0	0.0	0.0	0.0	0.0	0.0
155°	0.0	0.0	0.0	0.0	0.0	0.0	0.0	0.0	0.0	0.0	0.0
157.5°	0.0	0.0	0.0	0.0	0.0	0.0	0.0	0.0	0.0	0.0	0.0
160°	0.0	0.0	0.0	0.0	0.0	0.0	0.0	0.0	0.0	0.0	0.0
162.5°	0.0	0.0	0.0	0.0	0.0	0.0	0.0	0.0	0.0	0.0	0.0
165°	0.0	0.0	0.0	0.0	0.0	0.0	0.0	0.0	0.0	0.0	0.0
167.5°	0.0	0.0	0.0	0.0	0.0	0.0	0.0	0.0	0.0	0.0	0.0
170°	0.0	0.0	0.0	0.0	0.0	0.0	0.0	0.0	0.0	0.0	0.0
172.5°	0.0	0.0	0.0	0.0	0.0	0.0	0.0	0.0	0.0	0.0	0.0
175°	0.0	0.0	0.0	0.0	0.0	0.0	0.0	0.0	0.0	0.0	0.0
177.5°	0.0	0.0	0.0	0.0	0.0	0.0	0.0	0.0	0.0	0.0	0.0
180°	0.0	0.0	0.0	0.0	0.0	0.0	0.0	0.0	0.0	0.0	0.0



REPORT NUMBER: P227192

CATALOG NUMBER: ISW-AF-350-LED-E1-SLL-7060

CANDELA DISTRIBUTION (continued):

	105°	110°	115°	120°	125°	130°	135°	140°	145°	150°	155°
0°	711.7	711.7	711.7	711.7	711.7	711.7	711.7	711.7	711.7	711.7	711.7
2.5°	731.0	729.5	719.4	702.3	703.8	695.8	685.6	669.3	666.1	657.0	655.5
5°	665.0	647.9	625.8	599.0	588.8	575.1	560.9	550.8	538.1	526.5	542.1
7.5°	576.9	551.8	526.1	497.8	481.5	459.0	447.1	423.9	406.8	403.6	390.1
10°	503.3	471.7	442.3	417.0	386.5	365.5	350.3	337.6	326.0	311.8	303.1
12.5°	454.3	418.8	387.6	356.1	341.6	324.1	314.7	302.8	286.1	274.1	262.5
15°	432.2	393.8	359.7	332.1	311.1	294.8	278.1	263.6	245.5	232.1	218.6
17.5°	429.3	379.3	336.1	305.3	282.5	264.7	242.6	223.3	201.2	186.4	175.1
20°	432.6	368.4	314.4	274.1	250.9	219.7	199.1	175.5	153.7	134.2	116.4
22.5°	445.6	362.6	293.0	248.7	214.3	178.8	156.6	126.5	108.0	89.2	82.3
25°	463.4	359.0	274.5	220.8	177.3	142.1	112.0	87.0	78.7	74.0	71.4
27.5°	482.2	352.4	253.8	195.1	147.6	104.8	83.8	73.2	70.0	67.4	65.6
30°	496.4	339.7	228.4	167.5	117.5	89.6	74.7	67.8	65.6	62.7	60.9
32.5°	502.5	320.2	205.6	141.4	99.0	76.9	65.3	61.3	59.1	56.6	55.5
35°	501.4	298.0	194.0	131.3	90.6	68.2	57.3	54.7	51.8	49.3	46.8
37.5°	502.5	277.7	184.9	128.7	87.0	61.6	52.2	50.4	48.2	45.7	43.5
40°	506.9	266.5	180.6	123.3	84.1	59.1	48.2	46.4	46.0	43.1	41.3
42.5°	508.7	267.6	178.4	115.7	76.9	58.4	48.2	44.2	44.2	42.1	39.9
45°	506.5	275.6	179.8	111.3	71.4	54.7	50.8	44.2	43.1	41.3	39.2
47.5°	513.1	281.4	179.8	110.6	67.8	51.1	48.2	48.6	43.9	41.7	38.4
50°	539.9	286.8	176.2	109.5	66.7	47.5	45.7	47.9	49.3	42.4	38.8
52.5°	587.4	293.7	172.2	107.7	65.3	44.6	42.4	45.0	50.4	44.6	38.8
55°	636.0	306.0	169.7	104.8	63.1	42.8	38.4	43.1	46.0	44.2	38.4
57.5°	687.8	319.4	167.1	97.9	58.0	41.0	37.0	37.7	41.3	42.8	37.3
59°	703.4	326.0	165.0	92.8	53.7	39.5	35.9	34.8	37.0	41.0	36.6
60°	714.6	326.3	162.4	88.5	51.1	38.8	35.2	33.7	34.4	42.1	37.0
62.5°	715.7	326.0	154.5	79.4	46.0	37.3	34.1	32.3	31.5	35.2	37.7
65°	670.8	310.7	140.0	74.7	46.4	35.9	32.3	30.8	29.4	30.1	32.6
67.5°	586.7	271.6	124.7	75.8	48.9	34.8	30.8	29.4	28.3	27.6	28.6
70°	443.8	225.5	120.4	78.3	51.1	34.1	28.6	27.2	26.5	26.1	26.1
72.5°	307.5	185.6	115.7	80.1	52.9	33.7	26.5	25.0	24.7	24.3	24.3
75°	198.0	134.9	95.7	68.2	48.2	30.8	23.9	22.5	22.1	21.8	22.1
77.5°	117.1	94.3	70.3	47.9	35.2	24.7	20.7	19.6	19.6	19.6	19.9
80°	64.9	55.8	46.8	30.8	25.0	18.5	17.0	16.0	16.0	16.3	17.0
82.5°	38.8	30.8	26.5	19.6	17.0	13.1	12.7	12.0	12.3	12.7	13.4
85°	25.4	19.6	16.0	13.1	11.6	8.3	7.3	7.6	8.0	8.7	9.1
87.5°	14.1	10.9	8.7	7.6	6.9	3.6	2.9	2.9	3.6	4.4	5.1
90°	0.0	0.0	0.0	0.0	0.0	0.0	0.0	0.0	0.0	0.0	0.0
92.5°	0.0	0.0	0.0	0.0	0.0	0.0	0.0	0.0	0.0	0.0	0.0
95°	0.0	0.0	0.0	0.0	0.0	0.0	0.0	0.0	0.0	0.0	0.0
97.5°	0.0	0.0	0.0	0.0	0.0	0.0	0.0	0.0	0.0	0.0	0.0
100°	0.0	0.0	0.0	0.0	0.0	0.0	0.0	0.0	0.0	0.0	0.0
102.5°	0.0	0.0	0.0	0.0	0.0	0.0	0.0	0.0	0.0	0.0	0.0
105°	0.0	0.0	0.0	0.0	0.0	0.0	0.0	0.0	0.0	0.0	0.0
107.5°	0.0	0.0	0.0	0.0	0.0	0.0	0.0	0.0	0.0	0.0	0.0



REPORT NUMBER: P227192
 CATALOG NUMBER: ISW-AF-350-LED-E1-SLL-7060

REPORT N
 CATALOG

CANDELA DISTRIBUTION (continued):

CANDELA

	105°	110°	115°	120°	125°	130°	135°	140°	145°	150°	155°	
110°	0.0	0.0	0.0	0.0	0.0	0.0	0.0	0.0	0.0	0.0	0.0	0°
112.5°	0.0	0.0	0.0	0.0	0.0	0.0	0.0	0.0	0.0	0.0	0.0	2.5°
115°	0.0	0.0	0.0	0.0	0.0	0.0	0.0	0.0	0.0	0.0	0.0	5°
117.5°	0.0	0.0	0.0	0.0	0.0	0.0	0.0	0.0	0.0	0.0	0.0	7.5°
120°	0.0	0.0	0.0	0.0	0.0	0.0	0.0	0.0	0.0	0.0	0.0	10°
122.5°	0.0	0.0	0.0	0.0	0.0	0.0	0.0	0.0	0.0	0.0	0.0	12.5°
125°	0.0	0.0	0.0	0.0	0.0	0.0	0.0	0.0	0.0	0.0	0.0	15°
127.5°	0.0	0.0	0.0	0.0	0.0	0.0	0.0	0.0	0.0	0.0	0.0	17.5°
130°	0.0	0.0	0.0	0.0	0.0	0.0	0.0	0.0	0.0	0.0	0.0	20°
132.5°	0.0	0.0	0.0	0.0	0.0	0.0	0.0	0.0	0.0	0.0	0.0	22.5°
135°	0.0	0.0	0.0	0.0	0.0	0.0	0.0	0.0	0.0	0.0	0.0	25°
137.5°	0.0	0.0	0.0	0.0	0.0	0.0	0.0	0.0	0.0	0.0	0.0	27.5°
140°	0.0	0.0	0.0	0.0	0.0	0.0	0.0	0.0	0.0	0.0	0.0	30°
142.5°	0.0	0.0	0.0	0.0	0.0	0.0	0.0	0.0	0.0	0.0	0.0	32.5°
145°	0.0	0.0	0.0	0.0	0.0	0.0	0.0	0.0	0.0	0.0	0.0	35°
147.5°	0.0	0.0	0.0	0.0	0.0	0.0	0.0	0.0	0.0	0.0	0.0	37.5°
150°	0.0	0.0	0.0	0.0	0.0	0.0	0.0	0.0	0.0	0.0	0.0	40°
152.5°	0.0	0.0	0.0	0.0	0.0	0.0	0.0	0.0	0.0	0.0	0.0	42.5°
155°	0.0	0.0	0.0	0.0	0.0	0.0	0.0	0.0	0.0	0.0	0.0	45°
157.5°	0.0	0.0	0.0	0.0	0.0	0.0	0.0	0.0	0.0	0.0	0.0	47.5°
160°	0.0	0.0	0.0	0.0	0.0	0.0	0.0	0.0	0.0	0.0	0.0	50°
162.5°	0.0	0.0	0.0	0.0	0.0	0.0	0.0	0.0	0.0	0.0	0.0	52.5°
165°	0.0	0.0	0.0	0.0	0.0	0.0	0.0	0.0	0.0	0.0	0.0	55°
167.5°	0.0	0.0	0.0	0.0	0.0	0.0	0.0	0.0	0.0	0.0	0.0	57.5°
170°	0.0	0.0	0.0	0.0	0.0	0.0	0.0	0.0	0.0	0.0	0.0	59°
172.5°	0.0	0.0	0.0	0.0	0.0	0.0	0.0	0.0	0.0	0.0	0.0	60°
175°	0.0	0.0	0.0	0.0	0.0	0.0	0.0	0.0	0.0	0.0	0.0	62.5°
177.5°	0.0	0.0	0.0	0.0	0.0	0.0	0.0	0.0	0.0	0.0	0.0	65°
180°	0.0	0.0	0.0	0.0	0.0	0.0	0.0	0.0	0.0	0.0	0.0	67.5°
												70°
												72.5°
												75°
												77.5°
												80°
												82.5°
												85°
												87.5°
												90°
												92.5°
												95°
												97.5°
												100°
												102.5°
												105°
												107.5°

NUMBER: P227192
 NUMBER: ISW-AF-350-LED-E1-SLL-7060

REPORT NUMBER: P
 CATALOG NUMBER:

DISTRIBUTION (continued):

CANDELA DISTRIBUTION

160°	165°	170°	175°	180°	185°	190°	195°	200°	205°	210°	110°	160°
711.7	711.7	711.7	711.7	711.7	711.7	711.7	711.7	711.7	711.7	711.7	110°	0.0
660.6	650.1	638.9	630.5	634.2	622.2	623.3	620.0	618.6	617.8	610.2	112.5°	0.0
523.2	527.2	510.5	512.3	517.4	505.1	496.7	510.5	508.7	496.4	503.3	115°	0.0
377.1	378.2	370.6	353.5	353.5	362.6	365.8	372.4	376.7	392.0	382.5	117.5°	0.0
288.3	278.1	270.5	262.9	258.5	249.5	251.6	259.6	264.7	273.4	280.3	120°	0.0
250.5	239.3	225.9	214.3	208.1	199.8	194.3	192.5	194.3	188.9	189.3	122.5°	0.0
208.1	198.0	183.1	176.9	165.3	158.8	155.2	150.5	146.8	139.2	136.0	125°	0.0
161.3	147.9	132.7	132.7	124.4	118.9	117.5	116.4	114.2	110.2	106.2	127.5°	0.0
107.3	98.6	89.9	85.6	86.3	85.6	83.4	87.0	87.0	88.5	87.7	130°	0.0
78.3	76.9	73.6	71.1	69.6	69.3	69.6	70.7	72.9	74.7	76.5	132.5°	0.0
70.3	69.6	66.7	64.2	63.8	63.1	63.1	64.2	64.5	64.9	64.5	135°	0.0
65.3	63.8	61.3	59.5	58.7	58.4	58.7	57.7	56.9	57.3	56.9	137.5°	0.0
59.1	58.0	55.5	54.0	53.7	53.7	52.6	52.2	51.5	51.8	51.5	140°	0.0
54.4	52.9	50.4	48.6	48.6	48.2	48.6	48.2	47.9	47.5	47.5	142.5°	0.0
45.7	45.3	42.8	42.1	42.4	43.5	43.5	43.5	43.9	43.5	43.5	145°	0.0
42.4	42.1	39.5	37.7	37.3	37.3	37.3	38.1	39.2	39.5	40.2	147.5°	0.0
40.2	39.9	37.3	35.9	35.2	34.8	34.4	34.4	34.8	36.3	37.3	150°	0.0
38.8	38.1	35.5	33.7	33.4	33.0	32.6	32.6	32.6	33.0	34.1	152.5°	0.0
38.1	37.0	34.1	32.3	31.5	31.2	31.2	31.5	31.2	31.2	31.2	155°	0.0
37.0	36.3	33.4	31.2	30.5	30.5	30.1	30.1	30.1	29.4	29.4	157.5°	0.0
36.6	35.5	32.6	30.5	29.7	29.4	29.0	29.4	28.6	28.3	27.9	160°	0.0
35.9	34.4	31.2	29.4	29.0	28.3	27.9	27.9	27.9	27.2	27.2	162.5°	0.0
35.5	33.7	30.5	28.6	27.9	27.2	26.8	26.8	27.6	26.8	26.8	165°	0.0
35.2	32.6	29.4	27.2	26.8	26.1	25.7	26.1	27.2	26.5	26.1	167.5°	0.0
33.7	31.9	28.6	26.8	26.1	25.4	25.0	25.4	26.1	26.1	26.1	170°	0.0
33.0	31.2	27.9	26.1	25.7	25.0	24.7	24.7	25.7	25.7	25.4	172.5°	0.0
31.9	30.5	27.2	25.0	24.3	24.3	23.9	23.9	24.3	24.3	24.7	175°	0.0
30.5	29.7	26.5	23.9	23.6	23.2	23.2	23.2	23.2	23.9	23.9	177.5°	0.0
29.0	28.6	25.4	23.2	22.5	22.5	22.5	22.5	22.5	22.8	23.2	180°	0.0
26.8	26.8	23.9	21.8	21.4	21.0	21.0	21.0	21.0	21.4	21.8		
24.7	25.0	22.1	19.9	19.6	19.6	19.6	19.6	19.9	19.9	20.3		
22.5	22.8	19.9	17.8	17.8	17.8	17.8	17.8	17.8	17.8	18.5		
20.3	20.3	17.0	14.9	15.2	15.6	16.0	15.6	15.6	16.0	17.0		
17.4	17.0	14.1	12.3	12.3	13.1	13.4	13.1	13.4	13.4	14.9		
13.8	13.8	10.9	9.1	9.1	10.5	10.5	10.5	10.9	11.2	12.3		
10.5	10.2	7.6	6.2	6.2	7.3	7.6	8.0	8.3	8.7	9.4		
6.2	6.2	4.0	2.5	2.9	3.3	4.4	4.4	4.4	5.1	6.2		
0.0	0.4	0.0	0.0	0.0	0.0	0.0	0.0	0.0	0.0	0.0		
0.0	0.0	0.0	0.0	0.0	0.0	0.0	0.0	0.0	0.0	0.0		
0.0	0.0	0.0	0.0	0.0	0.0	0.0	0.0	0.0	0.0	0.0		
0.0	0.0	0.0	0.0	0.0	0.0	0.0	0.0	0.0	0.0	0.0		
0.0	0.0	0.0	0.0	0.0	0.0	0.0	0.0	0.0	0.0	0.0		
0.0	0.0	0.0	0.0	0.0	0.0	0.0	0.0	0.0	0.0	0.0		
0.0	0.0	0.0	0.0	0.0	0.0	0.0	0.0	0.0	0.0	0.0		
0.0	0.0	0.0	0.0	0.0	0.0	0.0	0.0	0.0	0.0	0.0		
0.0	0.0	0.0	0.0	0.0	0.0	0.0	0.0	0.0	0.0	0.0		
0.0	0.0	0.0	0.0	0.0	0.0	0.0	0.0	0.0	0.0	0.0		

'227192
 ISW-AF-350-LED-E1-SLL-7060

REPORT NUMBER: P227192
 CATALOG NUMBER: ISW-AF-3!

TION (continued):

CANDELA DISTRIBUTION (con

165°	170°	175°	180°	185°	190°	195°	200°	205°	210°		215°	220°
0.0	0.0	0.0	0.0	0.0	0.0	0.0	0.0	0.0	0.0	0°	711.7	711.7
0.0	0.0	0.0	0.0	0.0	0.0	0.0	0.0	0.0	0.0	2.5°	616.8	616.4
0.0	0.0	0.0	0.0	0.0	0.0	0.0	0.0	0.0	0.0	5°	506.2	502.9
0.0	0.0	0.0	0.0	0.0	0.0	0.0	0.0	0.0	0.0	7.5°	392.3	404.3
0.0	0.0	0.0	0.0	0.0	0.0	0.0	0.0	0.0	0.0	10°	282.8	291.2
0.0	0.0	0.0	0.0	0.0	0.0	0.0	0.0	0.0	0.0	12.5°	196.9	201.2
0.0	0.0	0.0	0.0	0.0	0.0	0.0	0.0	0.0	0.0	15°	135.6	144.3
0.0	0.0	0.0	0.0	0.0	0.0	0.0	0.0	0.0	0.0	17.5°	105.5	106.6
0.0	0.0	0.0	0.0	0.0	0.0	0.0	0.0	0.0	0.0	20°	87.0	87.7
0.0	0.0	0.0	0.0	0.0	0.0	0.0	0.0	0.0	0.0	22.5°	77.2	78.7
0.0	0.0	0.0	0.0	0.0	0.0	0.0	0.0	0.0	0.0	25°	64.9	66.4
0.0	0.0	0.0	0.0	0.0	0.0	0.0	0.0	0.0	0.0	27.5°	57.3	58.7
0.0	0.0	0.0	0.0	0.0	0.0	0.0	0.0	0.0	0.0	30°	52.6	53.3
0.0	0.0	0.0	0.0	0.0	0.0	0.0	0.0	0.0	0.0	32.5°	47.9	47.9
0.0	0.0	0.0	0.0	0.0	0.0	0.0	0.0	0.0	0.0	35°	43.9	44.2
0.0	0.0	0.0	0.0	0.0	0.0	0.0	0.0	0.0	0.0	37.5°	41.0	41.7
0.0	0.0	0.0	0.0	0.0	0.0	0.0	0.0	0.0	0.0	40°	38.4	38.8
0.0	0.0	0.0	0.0	0.0	0.0	0.0	0.0	0.0	0.0	42.5°	34.8	35.5
0.0	0.0	0.0	0.0	0.0	0.0	0.0	0.0	0.0	0.0	45°	31.5	31.9
0.0	0.0	0.0	0.0	0.0	0.0	0.0	0.0	0.0	0.0	47.5°	29.4	29.4
0.0	0.0	0.0	0.0	0.0	0.0	0.0	0.0	0.0	0.0	50°	27.9	28.3
0.0	0.0	0.0	0.0	0.0	0.0	0.0	0.0	0.0	0.0	52.5°	27.2	27.6
0.0	0.0	0.0	0.0	0.0	0.0	0.0	0.0	0.0	0.0	55°	26.8	27.6
0.0	0.0	0.0	0.0	0.0	0.0	0.0	0.0	0.0	0.0	57.5°	26.8	27.2
0.0	0.0	0.0	0.0	0.0	0.0	0.0	0.0	0.0	0.0	59°	26.5	26.8
0.0	0.0	0.0	0.0	0.0	0.0	0.0	0.0	0.0	0.0	60°	26.5	27.2
0.0	0.0	0.0	0.0	0.0	0.0	0.0	0.0	0.0	0.0	62.5°	25.4	26.1
0.0	0.0	0.0	0.0	0.0	0.0	0.0	0.0	0.0	0.0	65°	24.7	25.4
0.0	0.0	0.0	0.0	0.0	0.0	0.0	0.0	0.0	0.0	67.5°	23.6	24.7
										70°	22.5	23.6
										72.5°	21.0	22.5
										75°	19.6	20.7
										77.5°	17.8	18.9
										80°	15.6	16.0
										82.5°	13.1	13.1
										85°	9.8	8.7
										87.5°	5.4	5.8
										90°	0.0	0.0
										92.5°	0.0	0.0
										95°	0.0	0.0
										97.5°	0.0	0.0
										100°	0.0	0.0
										102.5°	0.0	0.0
										105°	0.0	0.0
										107.5°	0.0	0.0



REPORT NUMBER: P227192

CATALOG NUMBER: ISW-AF-350-LED-E1-

50-LED-E1-SLL-7060

<u>tinued):</u>										<u>CANDELA DISTRIBUTION (continued):</u>		
225°	230°	235°	240°	245°	250°	255°	260°	265°		215°	220°	225°
711.7	711.7	711.7	711.7	711.7	711.7	711.7	711.7	711.7	110°	0.0	0.0	0.0
608.8	608.8	619.7	620.7	608.0	611.3	617.5	610.2	618.2	112.5°	0.0	0.0	0.0
510.9	506.5	506.9	504.0	509.1	503.3	509.4	507.3	505.4	115°	0.0	0.0	0.0
396.7	404.3	398.8	388.3	396.7	390.1	377.8	378.9	365.1	117.5°	0.0	0.0	0.0
298.0	292.6	289.7	284.6	271.2	273.7	260.0	262.1	266.9	120°	0.0	0.0	0.0
205.6	201.6	206.3	203.0	197.6	198.7	201.6	204.5	212.1	122.5°	0.0	0.0	0.0
144.3	142.5	141.4	143.6	149.7	153.0	157.7	166.4	170.8	125°	0.0	0.0	0.0
108.4	108.8	107.7	110.9	116.0	118.6	119.7	120.4	125.5	127.5°	0.0	0.0	0.0
89.6	91.0	90.6	91.7	90.3	88.8	89.9	87.7	85.9	130°	0.0	0.0	0.0
78.3	78.7	76.9	76.5	74.3	72.5	71.1	71.1	70.3	132.5°	0.0	0.0	0.0
66.4	66.7	64.9	64.9	64.5	65.6	64.9	63.5	63.1	135°	0.0	0.0	0.0
59.5	58.7	57.7	57.7	56.9	56.9	57.3	57.7	57.3	137.5°	0.0	0.0	0.0
53.3	52.6	52.2	52.6	52.2	52.6	52.9	52.6	52.9	140°	0.0	0.0	0.0
48.9	48.2	48.2	48.6	48.2	48.6	48.6	48.6	48.2	142.5°	0.0	0.0	0.0
45.3	44.6	44.6	44.6	44.2	43.5	42.8	41.7	40.6	145°	0.0	0.0	0.0
42.4	42.1	41.3	41.0	39.9	37.7	37.0	37.0	37.0	147.5°	0.0	0.0	0.0
39.9	39.2	38.8	37.3	35.9	35.2	35.2	35.2	35.2	150°	0.0	0.0	0.0
36.6	35.5	34.8	34.4	34.1	34.1	33.7	33.7	33.7	152.5°	0.0	0.0	0.0
32.6	32.3	32.3	32.6	32.6	32.6	32.6	32.3	32.6	155°	0.0	0.0	0.0
30.1	30.1	30.5	30.8	31.2	31.5	31.9	31.5	31.9	157.5°	0.0	0.0	0.0
29.0	29.0	29.0	29.7	30.1	30.5	31.2	31.2	31.2	160°	0.0	0.0	0.0
28.3	28.3	28.6	29.0	29.4	29.7	30.1	30.5	30.8	162.5°	0.0	0.0	0.0
27.9	28.3	27.9	28.3	28.6	29.4	29.7	29.7	30.1	165°	0.0	0.0	0.0
27.9	27.9	27.9	27.9	28.6	29.0	28.6	29.0	29.4	167.5°	0.0	0.0	0.0
27.9	27.9	27.6	27.9	28.3	28.6	28.3	28.3	29.0	170°	0.0	0.0	0.0
27.6	27.9	27.6	27.6	27.9	28.3	27.9	28.3	28.6	172.5°	0.0	0.0	0.0
26.8	27.2	26.8	27.2	27.2	27.6	27.6	27.6	27.9	175°	0.0	0.0	0.0
26.1	26.1	26.1	26.5	26.5	26.8	26.8	27.2	26.8	177.5°	0.0	0.0	0.0
25.4	25.4	25.4	25.7	25.7	26.1	26.5	26.1	26.1	180°	0.0	0.0	0.0
24.7	24.3	23.9	24.3	24.7	24.7	25.0	24.7	25.0				
23.6	23.2	22.8	22.8	23.2	23.2	23.6	23.2	23.2				
21.8	21.8	21.0	21.0	21.0	21.0	21.4	21.0	20.7				
19.6	19.6	18.9	18.9	18.9	18.9	18.5	18.5	18.5				
16.3	16.7	16.7	16.3	16.3	16.0	16.0	15.6	15.2				
12.3	13.1	13.4	13.4	13.4	13.4	13.4	12.7	12.0				
8.7	9.8	10.9	10.9	10.5	10.5	10.5	9.4	8.3				
5.4	6.5	6.9	7.6	6.5	6.2	6.2	5.4	5.1				
0.0	0.0	0.7	0.4	1.1	1.1	1.5	0.7	0.4				
0.0	0.0	0.0	0.0	0.0	0.0	0.0	0.0	0.0				
0.0	0.0	0.0	0.0	0.0	0.0	0.0	0.0	0.0				
0.0	0.0	0.0	0.0	0.0	0.0	0.0	0.0	0.0				
0.0	0.0	0.0	0.0	0.0	0.0	0.0	0.0	0.0				
0.0	0.0	0.0	0.0	0.0	0.0	0.0	0.0	0.0				
0.0	0.0	0.0	0.0	0.0	0.0	0.0	0.0	0.0				
0.0	0.0	0.0	0.0	0.0	0.0	0.0	0.0	0.0				
0.0	0.0	0.0	0.0	0.0	0.0	0.0	0.0	0.0				
0.0	0.0	0.0	0.0	0.0	0.0	0.0	0.0	0.0				
0.0	0.0	0.0	0.0	0.0	0.0	0.0	0.0	0.0				
0.0	0.0	0.0	0.0	0.0	0.0	0.0	0.0	0.0				



REPORT NUMBER: P227192

CATALOG NUMBER: ISW-AF-350-LED-E1-SLL-7060

SLL-7060

CANDELA DISTRIBUTION (continued):

230°	235°	240°	245°	250°	255°	260°	265°		270°	275°	280°	285°
0.0	0.0	0.0	0.0	0.0	0.0	0.0	0.0	0°	711.7	711.7	711.7	711.7
0.0	0.0	0.0	0.0	0.0	0.0	0.0	0.0	2.5°	611.3	624.7	626.5	628.4
0.0	0.0	0.0	0.0	0.0	0.0	0.0	0.0	5°	502.5	516.0	508.3	511.6
0.0	0.0	0.0	0.0	0.0	0.0	0.0	0.0	7.5°	366.9	358.2	369.5	376.4
0.0	0.0	0.0	0.0	0.0	0.0	0.0	0.0	10°	267.9	278.1	282.5	290.4
0.0	0.0	0.0	0.0	0.0	0.0	0.0	0.0	12.5°	222.3	228.8	236.8	249.5
0.0	0.0	0.0	0.0	0.0	0.0	0.0	0.0	15°	180.2	184.9	195.1	207.4
0.0	0.0	0.0	0.0	0.0	0.0	0.0	0.0	17.5°	131.3	138.1	144.7	154.8
0.0	0.0	0.0	0.0	0.0	0.0	0.0	0.0	20°	88.1	91.0	99.0	103.7
0.0	0.0	0.0	0.0	0.0	0.0	0.0	0.0	22.5°	70.7	71.8	73.2	77.2
0.0	0.0	0.0	0.0	0.0	0.0	0.0	0.0	25°	63.5	64.2	65.3	66.7
0.0	0.0	0.0	0.0	0.0	0.0	0.0	0.0	27.5°	57.7	58.0	59.1	59.8
0.0	0.0	0.0	0.0	0.0	0.0	0.0	0.0	30°	52.6	52.2	52.6	53.7
0.0	0.0	0.0	0.0	0.0	0.0	0.0	0.0	32.5°	47.1	47.1	47.9	47.9
0.0	0.0	0.0	0.0	0.0	0.0	0.0	0.0	35°	40.6	40.2	41.0	42.1
0.0	0.0	0.0	0.0	0.0	0.0	0.0	0.0	37.5°	37.3	37.7	38.4	39.2
0.0	0.0	0.0	0.0	0.0	0.0	0.0	0.0	40°	35.5	35.9	36.6	37.3
0.0	0.0	0.0	0.0	0.0	0.0	0.0	0.0	42.5°	33.7	34.4	35.2	36.3
0.0	0.0	0.0	0.0	0.0	0.0	0.0	0.0	45°	32.6	33.4	34.4	35.5
0.0	0.0	0.0	0.0	0.0	0.0	0.0	0.0	47.5°	32.3	33.0	34.1	35.5
0.0	0.0	0.0	0.0	0.0	0.0	0.0	0.0	50°	31.5	32.6	33.7	35.2
0.0	0.0	0.0	0.0	0.0	0.0	0.0	0.0	52.5°	31.5	32.3	33.4	35.2
0.0	0.0	0.0	0.0	0.0	0.0	0.0	0.0	55°	30.5	31.5	32.6	34.4
0.0	0.0	0.0	0.0	0.0	0.0	0.0	0.0	57.5°	29.7	30.5	31.9	34.1
0.0	0.0	0.0	0.0	0.0	0.0	0.0	0.0	59°	29.4	30.1	31.5	33.7
0.0	0.0	0.0	0.0	0.0	0.0	0.0	0.0	60°	28.6	29.7	31.2	33.4
0.0	0.0	0.0	0.0	0.0	0.0	0.0	0.0	62.5°	27.9	29.0	30.5	32.6
0.0	0.0	0.0	0.0	0.0	0.0	0.0	0.0	65°	26.8	28.3	29.7	31.2
0.0	0.0	0.0	0.0	0.0	0.0	0.0	0.0	67.5°	26.1	26.8	28.3	29.7
								70°	24.7	25.4	26.5	27.6
								72.5°	22.8	23.2	23.9	25.0
								75°	20.3	20.7	21.0	22.1
								77.5°	17.8	17.8	18.1	19.6
								80°	14.9	14.9	15.2	16.0
								82.5°	11.2	11.2	12.0	13.1
								85°	8.0	7.6	8.7	9.4
								87.5°	4.7	4.4	4.7	4.7
								90°	0.4	1.1	0.7	0.7
								92.5°	0.0	0.0	0.0	0.0
								95°	0.0	0.0	0.0	0.0
								97.5°	0.0	0.0	0.0	0.0
								100°	0.0	0.0	0.0	0.0
								102.5°	0.0	0.0	0.0	0.0
								105°	0.0	0.0	0.0	0.0
								107.5°	0.0	0.0	0.0	0.0



REPORT NUMBER: P227192

CATALOG NUMBER: ISW-AF-350-LED-E1-SLL-7060

CANDELA DISTRIBUTION (continued):

295°	300°	305°	310°	315°	320°		325°	330°	335°	340°	345°	350°
0.0	0.0	0.0	0.0	0.0	0.0	0°	711.7	711.7	711.7	711.7	711.7	711.7
0.0	0.0	0.0	0.0	0.0	0.0	2.5°	670.0	679.5	694.3	697.2	709.2	717.5
0.0	0.0	0.0	0.0	0.0	0.0	5°	567.8	590.3	598.3	613.8	641.0	654.8
0.0	0.0	0.0	0.0	0.0	0.0	7.5°	468.5	485.5	504.7	529.7	549.7	573.2
0.0	0.0	0.0	0.0	0.0	0.0	10°	385.4	409.7	434.7	455.0	483.0	511.2
0.0	0.0	0.0	0.0	0.0	0.0	12.5°	342.3	355.7	380.3	409.0	443.8	475.3
0.0	0.0	0.0	0.0	0.0	0.0	15°	319.8	335.7	362.2	392.7	429.7	468.8
0.0	0.0	0.0	0.0	0.0	0.0	17.5°	291.9	317.3	347.4	390.9	438.7	493.1
0.0	0.0	0.0	0.0	0.0	0.0	20°	264.3	295.1	334.7	392.0	458.3	529.0
0.0	0.0	0.0	0.0	0.0	0.0	22.5°	240.0	276.6	326.7	398.5	483.3	577.6
0.0	0.0	0.0	0.0	0.0	0.0	25°	211.4	260.3	320.5	411.9	521.8	642.9
0.0	0.0	0.0	0.0	0.0	0.0	27.5°	188.5	244.7	311.5	423.5	556.9	705.6
0.0	0.0	0.0	0.0	0.0	0.0	30°	163.2	226.6	298.8	427.5	599.7	757.1
0.0	0.0	0.0	0.0	0.0	0.0	32.5°	142.9	209.6	284.3	423.9	618.9	793.0
0.0	0.0	0.0	0.0	0.0	0.0	35°	133.1	197.2	271.9	411.2	634.9	831.8
0.0	0.0	0.0	0.0	0.0	0.0	37.5°	126.5	183.8	260.0	390.1	653.0	870.2
0.0	0.0	0.0	0.0	0.0	0.0	40°	118.2	173.3	250.2	374.9	667.1	902.1
0.0	0.0	0.0	0.0	0.0	0.0	42.5°	110.6	163.9	242.6	361.5	670.8	930.7
0.0	0.0	0.0	0.0	0.0	0.0	45°	104.1	158.1	236.8	362.2	673.3	970.6
0.0	0.0	0.0	0.0	0.0	0.0	47.5°	99.0	152.6	234.6	374.5	700.1	1026.1
0.0	0.0	0.0	0.0	0.0	0.0	50°	94.3	147.9	231.0	398.5	743.3	1101.2
0.0	0.0	0.0	0.0	0.0	0.0	52.5°	88.8	141.4	226.3	423.1	790.4	1201.6
0.0	0.0	0.0	0.0	0.0	0.0	55°	81.6	132.7	221.2	443.8	854.6	1323.8
0.0	0.0	0.0	0.0	0.0	0.0	57.5°	70.3	122.6	217.9	454.3	894.1	1394.1
0.0	0.0	0.0	0.0	0.0	0.0	59°	64.5	112.8	216.1	449.2	904.6	1406.1
0.0	0.0	0.0	0.0	0.0	0.0	60°	61.3	107.0	213.2	443.1	907.5	1398.5
0.0	0.0	0.0	0.0	0.0	0.0	62.5°	56.9	93.2	201.2	412.3	866.9	1306.4
0.0	0.0	0.0	0.0	0.0	0.0	65°	58.0	88.1	174.0	351.0	773.7	1126.5
0.0	0.0	0.0	0.0	0.0	0.0	67.5°	59.5	85.9	150.5	283.5	616.8	932.2
						70°	58.4	84.8	136.7	225.5	461.9	698.0
						72.5°	56.9	80.1	118.6	181.3	293.0	488.8
						75°	50.4	67.4	93.2	124.4	184.9	356.1
						77.5°	39.5	51.8	66.0	77.2	93.9	251.3
						80°	29.0	37.7	43.1	46.4	52.2	171.5
						82.5°	20.7	25.4	27.6	29.4	34.8	128.4
						85°	15.6	17.8	19.2	19.2	23.6	90.6
						87.5°	8.7	9.1	9.1	9.8	11.6	24.7
						90°	2.5	2.5	2.2	2.5	1.8	1.5
						92.5°	0.0	0.0	0.0	0.0	0.0	0.0
						95°	0.0	0.0	0.0	0.0	0.0	0.0
						97.5°	0.0	0.0	0.0	0.0	0.0	0.0
						100°	0.0	0.0	0.0	0.0	0.0	0.0
						102.5°	0.0	0.0	0.0	0.0	0.0	0.0
						105°	0.0	0.0	0.0	0.0	0.0	0.0
						107.5°	0.0	0.0	0.0	0.0	0.0	0.0



REPORT NUMBER: P227192

CATALOG NUMBER: ISW-AF-350-LED-E1-SLL-7060

CANDELA DISTRIBUTION (continued):

355°	359°	360°		325°	330°	335°	340°	345°	350°	355°
711.7	711.7	711.7	110°	0.0	0.0	0.0	0.0	0.0	0.0	0.0
727.0	732.4	736.8	112.5°	0.0	0.0	0.0	0.0	0.0	0.0	0.0
675.9	689.3	691.8	115°	0.0	0.0	0.0	0.0	0.0	0.0	0.0
599.3	621.1	628.7	117.5°	0.0	0.0	0.0	0.0	0.0	0.0	0.0
543.1	566.7	574.7	120°	0.0	0.0	0.0	0.0	0.0	0.0	0.0
512.3	539.9	548.6	122.5°	0.0	0.0	0.0	0.0	0.0	0.0	0.0
513.1	546.0	558.7	125°	0.0	0.0	0.0	0.0	0.0	0.0	0.0
546.4	584.1	599.7	127.5°	0.0	0.0	0.0	0.0	0.0	0.0	0.0
603.7	658.4	670.0	130°	0.0	0.0	0.0	0.0	0.0	0.0	0.0
681.3	735.0	752.4	132.5°	0.0	0.0	0.0	0.0	0.0	0.0	0.0
754.2	825.2	838.6	135°	0.0	0.0	0.0	0.0	0.0	0.0	0.0
826.0	896.3	908.3	137.5°	0.0	0.0	0.0	0.0	0.0	0.0	0.0
881.4	955.0	965.2	140°	0.0	0.0	0.0	0.0	0.0	0.0	0.0
934.7	1017.8	1029.0	142.5°	0.0	0.0	0.0	0.0	0.0	0.0	0.0
994.2	1085.9	1099.0	145°	0.0	0.0	0.0	0.0	0.0	0.0	0.0
1047.9	1153.0	1161.3	147.5°	0.0	0.0	0.0	0.0	0.0	0.0	0.0
1107.3	1207.8	1209.9	150°	0.0	0.0	0.0	0.0	0.0	0.0	0.0
1155.9	1248.4	1249.1	152.5°	0.0	0.0	0.0	0.0	0.0	0.0	0.0
1203.0	1286.4	1286.8	155°	0.0	0.0	0.0	0.0	0.0	0.0	0.0
1252.4	1328.1	1322.7	157.5°	0.0	0.0	0.0	0.0	0.0	0.0	0.0
1330.3	1377.4	1382.9	160°	0.0	0.0	0.0	0.0	0.0	0.0	0.0
1448.9	1490.9	1497.1	162.5°	0.0	0.0	0.0	0.0	0.0	0.0	0.0
1586.7	1645.0	1636.7	165°	0.0	0.0	0.0	0.0	0.0	0.0	0.0
1645.0	1711.7	1718.6	167.5°	0.0	0.0	0.0	0.0	0.0	0.0	0.0
1635.2	1726.2	1737.9	170°	0.0	0.0	0.0	0.0	0.0	0.0	0.0
1619.6	1721.9	1736.0	172.5°	0.0	0.0	0.0	0.0	0.0	0.0	0.0
1531.2	1676.6	1698.7	175°	0.0	0.0	0.0	0.0	0.0	0.0	0.0
1382.5	1582.7	1613.8	177.5°	0.0	0.0	0.0	0.0	0.0	0.0	0.0
1191.4	1442.3	1467.4	180°	0.0	0.0	0.0	0.0	0.0	0.0	0.0
929.7	1172.2	1193.6								
617.8	804.9	841.9								
392.7	519.2	512.3								
289.7	337.6	337.9								
210.3	231.7	229.2								
162.8	141.4	141.0								
56.9	50.0	48.9								
24.7	20.7	21.0								
1.1	1.1	1.5								
0.0	0.0	0.0								
0.0	0.0	0.0								
0.0	0.0	0.0								
0.0	0.0	0.0								
0.0	0.0	0.0								
0.0	0.0	0.0								
0.0	0.0	0.0								
0.0	0.0	0.0								

